



2100 South Clearwater Drive
Des Plaines, IL 60018
Phone: 847-803-5000
Fax: 847-803-5454
www.chicagofaucets.com

FOR TECHNICAL ASSISTANCE
1-800-TEC-TRUE (1-800-832-8783)

ROUGH-IN

BY: SID DATE: 08-06-15
CHK: *JAR* REV:

FITTING NO.

E35JKABCP

SUBMITTED MODEL NO.

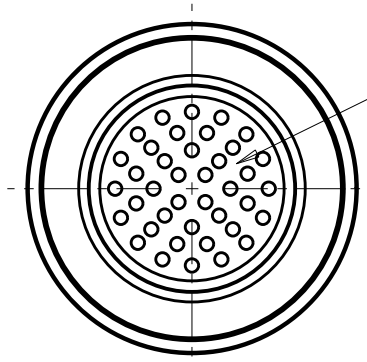
SUBMITTED AS SHOWN

SUBMITTED AS NOTED

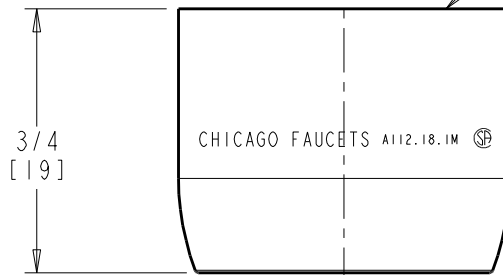
SEE ATTACHED FOR
SUBMITTED MODIFICATION

JOB NAME

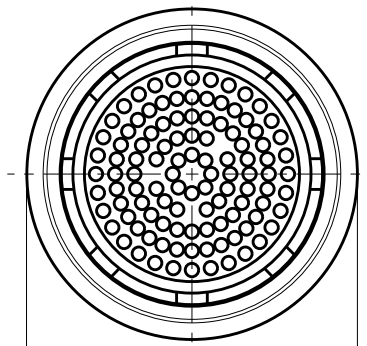
ITEM NO.



INSERT 1.5 GPM AERATOR
DOME COLOR: GREEN



13/16-24 UNS FEMALE THREAD
FITS GROUP "A" SPOUTS



Ø 7/8
[22]

DIMENSIONS ARE IN INCHES AND [MILLIMETERS].

TECHNICAL DATA

- PRESSURE COMPENSATING SOFTFLO AERATOR
- 1.5 GPM [5.7 L/min.] MAXIMUM FLOW RATE
- FINISH: CHROME PLATE

- ASME A112.18.1/CSA B125.1 COMPLIANT

ROUGHING IN DIMENSIONS MAY VARY AND ARE SUBJECT TO CHANGE. NO RESPONSIBILITY IS ASSUMED FOR USE OF SUPERCEDED OR VOIDED DATA.