



a Geberit company

# EQ Series Daisy Chain Installation Instructions

## Overview

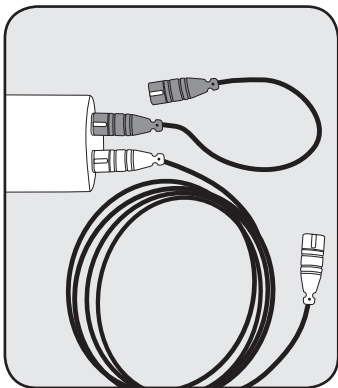
Chicago Faucets EQ Series faucets feature three designs in two finishes with heavy-duty cast brass spouts and high-quality electronic components. Download installation instructions at [www.chicago-faucets.com](http://www.chicago-faucets.com).

NOTE: The information in this manual is subject to change without notice.

Installation may be performed at different times of construction by different individuals. For this reason, these instructions should be left on-site with the facility or maintenance manager.

# Cable for Daisy Chain Installations

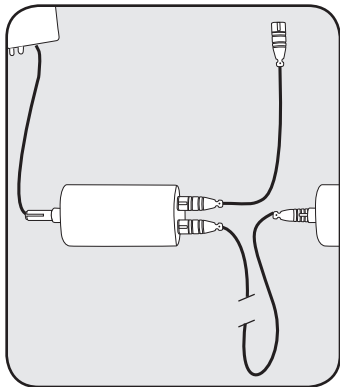
EQ-011JKNF



- UL 18 AWG cable with IP65 waterproof connectors (gray and gray); 16 in (40cm) long
- Grey connector (male): female with pins – connects to output of daisy chain module
- Grey connector (female): male with holes – connects to faucet electronics module

# Daisy Chain Module and Cables

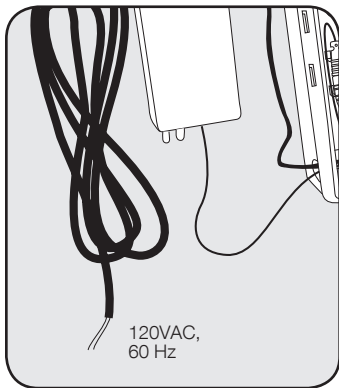
EQ-012JKNF



- Emergency brown out protection for up to 1 EQ faucet in the case of power loss during hand washing
- Maximum chain length 6 faucets
- Input Voltage 6VDC, 1A, 6W max
- Input connection: IP65 Waterproof male connector (gray)
- Output connections: IP65 Waterproof male connectors (gray and green)
- Fully potted power supply with polycarbonate case for protection to IP 55
- Includes: daisy chain module; cable EQ-010JKNF; cable EQ-011JKNF

# Hardwire Transformer, Multi-use Unit for Up to Six (6) EQ Series

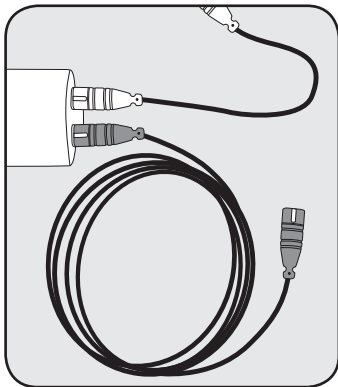
EQ-005JKNF



- Input power supply 100-240VAC, 50-60Hz, 1.5A (US Class 2A)
- Output Voltage 6VDC, 1A, 6W max
- Input cable and connection: UL 18 AWG cable with WAGO hardwire connector; 79 in (200cm) long
- Output cable and connection: IP65 Female waterproof connector (gray), UL 18 AWG cable, 16 in (40cm) long

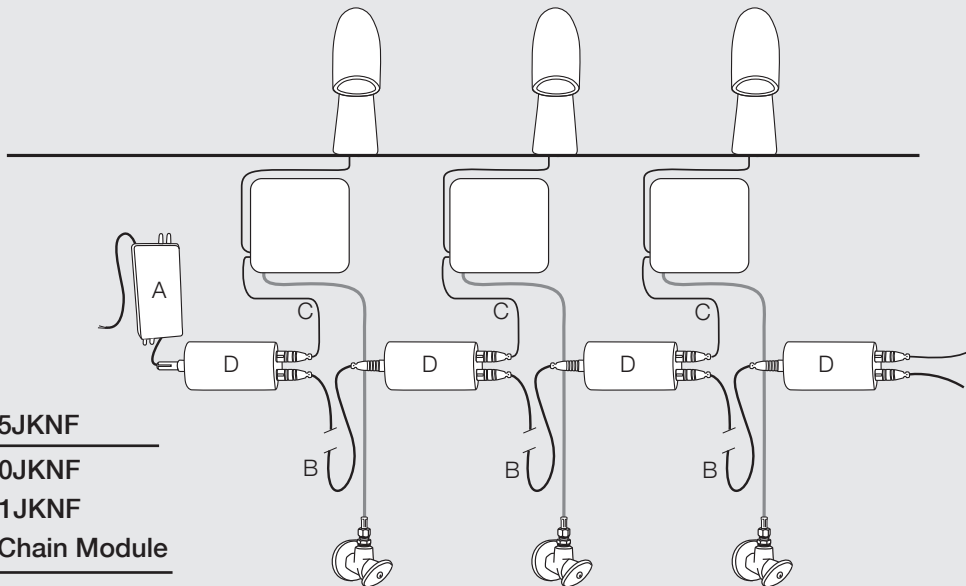
# Extension Cable for Daisy Chain Installations

EQ-010JKNF



- UL 18 AWG cable with IP65 waterproof connectors (green and gray); 79 in (200cm) long
- Waterproof connectors
- Green connector (male) – connects to output of daisy chain module
- Grey connector (female): male with holes – connects to faucet electronics module or input into next daisy chain module

## Electrical Connection for up to Six (6) EQ Faucets Using One (1) EQ Hardwire Transformer



EQ-012JKNF

A. EQ-005JKNF

B. EQ-010JKNF

C. EQ-011JKNF

D. Daisy Chain Module

The Chicago Faucet Company  
2100 South Clearwater Drive  
Des Plaines, IL 60018  
Phone: 847/803-5000  
Fax: 847/803-5454  
Technical: 800/832-8783  
[www.chicagofaucets.com](http://www.chicagofaucets.com)