

900 Series Lab Fittings 930-VRSAM

Product Type

Single-hole, deck-mounted manual laboratory faucet

Features & Specifications

- Single-hole
- Laboratory nozzle with 10 serrations for laboratory hose
- Slow compression operating cartridge, left-hand
- Slow compression operating cartridge, right-hand
- Vacuum breaker assembly
- Complies with the requirements of the Buy American Act of 1933.



Performance Specification

- Rated Operating Pressure: 20-125 PSI
- Rated Operating Temperature: 40-140°F

Warranty

- 5-Year Limited Faucet Warranty
- Lifetime Limited Faucet Warranty
- 1-Year Limited Finish Warranty
- 5-Year Limited Mechanical Warranty

Codes & Standards

-  ASME A112.18.1/CSA B125.1
- ASSE 1001 Compliant
-  NSF/ANSI/CAN 372 Low Lead Content

Job Name _____

Item Number _____

Section/Tag _____

Model Specified _____

Architect _____

Engineer _____

Contractor _____

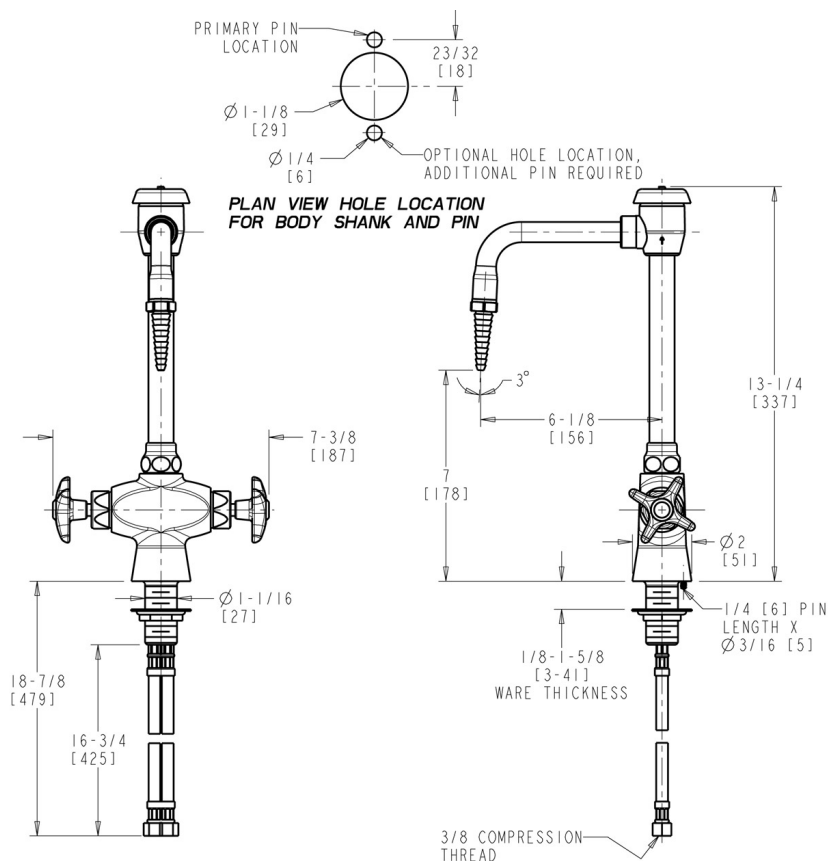
☐ Submitted as Shown ☐ Submitted with Variations

Date _____



Architect/Engineer Specification

Chicago Faucets No. 930-VRSAM, Sink Faucet for hot and cold water, with vacuum breaker, single-hole deck mount, chrome plated with chemical-resistant Satin Antimicrobial (SAM) finish. Rigid gooseneck spout with atmospheric vacuum breaker, 6" center-to-center. Serrated, full-flow laboratory nozzle. 2-1/2" metal, vandal-proof, cross handles with eight-point, tapered broach and buttons indexed "CW" and "HW". Slow compression rebuildable cartridge, opens and closes 360° for fine adjustment, closes with water pressure, features square, tapered stem. Flexible supply hoses with 3/8" compression fitting. All threaded connections factory assembled. Anti-rotational deck pin in faucet body prevents turning. NOTE: Atmospheric vacuum breaker is NOT intended for continuous pressure applications. This product is tested and certified to industry standards: ASME A112.18.1/CSA B125.1, and Certified to NSF/ANSI 61, Section 9.



Operation and Maintenance

Installation should be in accordance with local plumbing codes. Flush all pipes thoroughly before installation. After installation, remove spout outlet or flow control and flush faucet thoroughly to clear any debris. Care should be taken when cleaning the product. Do not use abrasive cleaners, chemicals or solvents as they can result in surface damage. Use mild soap and warm water for cleaning and protecting the life of Chicago Faucet products. For specific operation and maintenance refer to the installation instructions and repair parts documents that are located at www.chicagofaucets.com.

Chicago Faucets, member of the Geberit Group, is the leading brand of commercial faucets and fittings in the United States, offering a complete range of products for schools, laboratories, hospitals, office buildings, food service, airports and sport facilities. Call 1.800.TECTRUE or 1.847.803.5000 Option 1 for installation or other technical assistance.

